



THE FRENCH TOUCH



CATALOG
2018

HOTELS | EN



© Joana Freitas

THE FRENCH *TOUCH*

The French Touch is above all a state of mind. Rooted in the French savoir-vivre, it reflects a desire to make each product unique. Particular attention is given to design to ensure the elegance, the technicality, the ergonomics and the practicality which characterize French products. The importance given to reducing the ecological footprint is also one of the major values of the French Touch.



Dear partners,

The JVD team is delighted to present the new 2018 catalog. This edition is very special because it includes a large number of new products and reveals our new visual identity.

Indeed, after 34 years of continuous development, this change of logo aims to more precisely express the reality of what JVD has become: a global company, with its own R&D and manufacturing center in France, always striving to provide our customers with stylish designer hotel products with exceptional quality.

Driven by your long-standing confidence in us, we continuously invest to ensure smart, functional and stylish French innovations: The French Touch!

Thank you again for your confidence and support; giving us motivation and drive to do better for you everyday.

Yours sincerely,

Thierry Launois,
Managing Director

+ than
30
of experience
YEARS

OUR HISTORY

- 1984** • Creation of the company
- 1988** • JVD develops its first hand dryer and becomes manufacturer
- 1991** • JVD develops its first hair dryer
- 1997** • JVD creates its own design office
- 1999** • Creation of the JVD Asia subsidiary in Singapore
- 2006** • JVD creates its own integrated design department
- 2007** • Creation of the JVD España subsidiary in Spain
- 2015** • Creation of JVD America in Mexico

THE JVD GROUP IS GLOBAL WITH LOCATIONS IN EUROPE, ASIA AND AMERICA.

Spain - PortAventura Hotel



Monaco - Monte Carlo Bay



Russia - Lotte Hotel



Mc Donald's **Restaurants**



Portugal - Cascais Miragem



France - Le Negresco



Singapour - Sofitel So

...



SMART

From children, mobility impaired people to maintenance staff, our products have been designed to be useful and for everyone. Adapted to their environment, they are designed to be safe, practical and ergonomic.



DESIGN

JVD's only design department is now more than 10 years old. Our design teams strive to embody the spirit of the French Touch.




A SENSE OF SERVICE

Providing the best service to our customers and partners is part of the JVD DNA. Our teams are equipped with the professional know-how and humility to ensure the best support is readily provided worldwide.



ECO-DESIGN

From the idea, JVD products are designed to minimize their impact on the planet. From packaging to electrical consumption, every detail is studied and optimized.



© Sarah Neighbour



Hair dryer



P. 11

Mirrors



P. 21

Bathroom accessories



P. 26

Minibars



P. 29

Safes



P. 31

Welcome trays



P. 34

Room accessories



P. 42

Collective spaces



P. 47

TO EACH PRODUCT ITS OWN UNIVERSE



THE BEDROOM UNIVERSE

P.8



BATHROOM UNIVERSE

P.9



COLLECTIVE SPACE UNIVERSE

P.10



As part of our environment friendly approach, the JVD catalog is printed with vegetable inks on ecological paper from sustainable forests. JVD would like to invite all our partners and customers to ensure we have their e-mail address to send this directly in electronic format.

Non-contractual document. JVD reserves the right to change its product characteristics without prior notice. RCS 330 927 476. - Production: Liner Communication - Nantes - Printing: Vincent printers - Tours - Photos: Vue d'Ouest - Yves Blond - Jean-Claude Leveau - Eleven DR. Pictures taken in a Porcelanosa showroom.

THE BEDROOM UNIVERSE



A WORD FROM THE DESIGNER

In recent years, we have witnessed a profound change in the design of hotel rooms. We have gone from an often stereotyped environment to a place of experience. The time spent in this place by the client must be atypical, personal and even sometimes surprising. Our products are designed as part of this new trend. As part of increasingly varied environments, our design also adds its own aesthetic touch, sometimes fully integrated and sometimes standing out. Naturally, beyond its decorative appearance, the object must also offer specific services to hotel rooms, while being efficient, rugged, safe and faithful to the philosophy of the hotel. Use must be simple, universal and ergonomic. Our products, both practical and aesthetic, are designed based on this double expectation.

Minibars



REF 8 66 1352

**MINIBAR TA 30L WITH
GLASS DOOR
P. 30**

Safes



REF 8 66 1390

**TRUSTEE
COMPACT WHITE
P. 32**

Ironing set



REF 8 66 923

**VIVO II
IRON
P. 43**

Trays



REF 8 66 1018 / 8 66 1020

**CHARME TRAY
AND SACHET
HOLDER
P. 39**

Kettles



REF 8 66 1343

**DIVA 1L STAINLESS STEEL
P. 35**

Docking station



REF 8 66 1317

**ZOUK
DOCKING STATION
P. 44**

BATHROOM UNIVERSE



Hair dryer



REF 8 22 1140

ALTEO - MATTE BLACK
P. 15

Mirrors



REF 8 66 1132

COSMOS MIRROR
P. 22

Tissue boxes



REF 8 99 1312

SANIBOX MATT BLACK
TISSUE BOX
P. 28

Soap dispenser



REF 8 44 773

ISSISS SOAP
DISPENSER
P. 28

Towel Rail



REF 8 99 1442

RACK - TOWEL
RAIL
P. 27

Bathroom scale



REF 8 66 1146

ELAN SCALE
P. 28

A WORD FROM THE DESIGNER

Hotel bathrooms are changing. From a purely functional enclosed space, they are increasingly open even as far as becoming a space for change of scenery and relaxation. With the disappearance of separations, the transparency between the bedroom and the bathroom, the harmony of materials, colors and accessories play an important role. Our products play a role in this staging, their aesthetics evolving to suit. The bathroom is now an ergonomic experience. Our products, such as the LighTouch® handle and our magnifying mirrors, help to enrich the hotel guest's experience.

Jean Guy de Rusé

PUBLIC SPACES UNIVERS



A WORD FROM THE DESIGNER

The arrival at the hotel is where first impressions are made. For this reason the exterior and reception areas are increasingly carefully designed. Moreover, from a simple place of passage, the collective spaces of the hotels are now becoming living and sharing areas. These developments require careful attention to design, choice of materials and quality of service. The attention detail is everywhere, from our ashtrays to sanitary facilities. Our products are designed to help you give the correct impression.

Jean Guy de Russé

Hand dryer



REF 8 11 1376
**EXP'AIR HAND DRYER -
MATTE BLACK**
P. 14
hygiene catalog

Ashtrays



REF 8 99 615
**ASHTRAY WITH
COLLECTOR**
P. 49

Swimming pool hair dryers



REF 8 22 1405
**NEPTUNE HAIR DRYER -
WHITE**
P. 51

A black and white photograph of a woman from the back, with her long, light-colored hair blowing in the wind. She is wearing a white lace-trimmed garment. The background is a blurred outdoor setting.

HAIR **DRYER**

HAIR DRYER



CHOOSING YOUR HAIR DRYER

THE HAIR DRYER: AN INDISPENSABLE ACCESSORY.

Although compulsory for 4-star hotels and superior, the hair dryer is becoming indispensable for all hotels. According to a study by the Committee for the Modernization of the French Hotels (CMHF), the hair dryer is something acclaimed by more than 2/3 of the clients surveyed. It is a bathroom accessory missed by most customers. The CMHF further notes that: "Customers, especially women, are fond of it. It prevents them from carrying their own hair dryer, cumbersome for a journey. Many hotel guests complain about hair dryers; that they are often low quality, dirty and not very powerful."

HOTEL-SPECIFIC CONSTRAINTS

Hair dryers for hotels are not subject to the same restrictions as retail hair dryers. Apart from the strict standards to be respected, hotel hair dryers are sometimes exposed to undesired uses (theft, drying of clothing, shoes, etc.). It must therefore be designed to limit these uses (for example: JVD light touch handle, timer, anti-theft, etc.).

The design must match the style of the bathroom with a dedicated support also equipped with shaving plugs adapted to an international clientele.

IONIZER - IONIZING SYSTEM

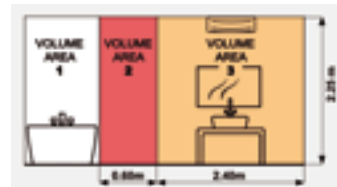
Some hair dryers offer an ionizing system. The ions generated by these hair dryers neutralize static electricity affecting hair during drying. The lower temperature system greatly improves the speed of drying.

A MATTER OF POWER?

Contrary to popular belief, choosing a hair dryer is not just a matter of power. While power is a good indicator, some appliances provide a higher quality of drying by design in spite of a lower power and this means lower consumption. In addition, very hot and powerful drying is not suitable for all kinds of hair. It is therefore important to offer guests solutions to adapt the speed and heat of the hair dryer.

VOLUME 2? VOLUME 3?

In order to protect your guests from the risks of electric shock, the French standard NFC15100 defines the safe distances of electric appliances from the main water point (bathtub or shower). Only hose hair dryers can be installed near to water points (volume 2). All other devices must be installed in the area defined by volume 3 of the standard.



REF **8 66 1213**

Anti-theft system for
hair dryer
UL[®]: 12

HAIR DRYER

LIGHTTOUCH® RANGE

ITS MODERN AND UNIQUE DESIGN, dynamic shapes, palette of colors and power make products from the Light Touch range the essential hair dryers of the hotel world.



ALTÉO



BRITTONY



CLIPPER II



EDEN

PRODUCT + 'S

- LighTouch® patented handle
- Ionizing system
- Wide choice of colors
- Wide range of suitable wall supports
- 6 drying settings

CLASSIC RANGE

WITH THEIR MORE CLASSIC DESIGN, there are no surprises. The hair dryers in this range aim to give the feeling of being at home.



CALISTO



IBIZA



LINEO

PRODUCT + 'S

- 6 drying settings
- Ionizing system

COMPACT RANGE

THESE SMALL FORMATS ARE DISCREET in all bathrooms or even in a drawer in a room. Their sleek design fits perfectly into every universe.



PICCOLO



PAGGIO

PRODUCT + 'S

- Compact
- Integrated wall support

FLEXIBLE RANGE

A MUST FOR ALL ENVIRONMENTS conforming to stringent safety requirements, this range succeeds in combining a timeless design and compact dimensions for perfect installation in the bathroom.



HAWAÏ

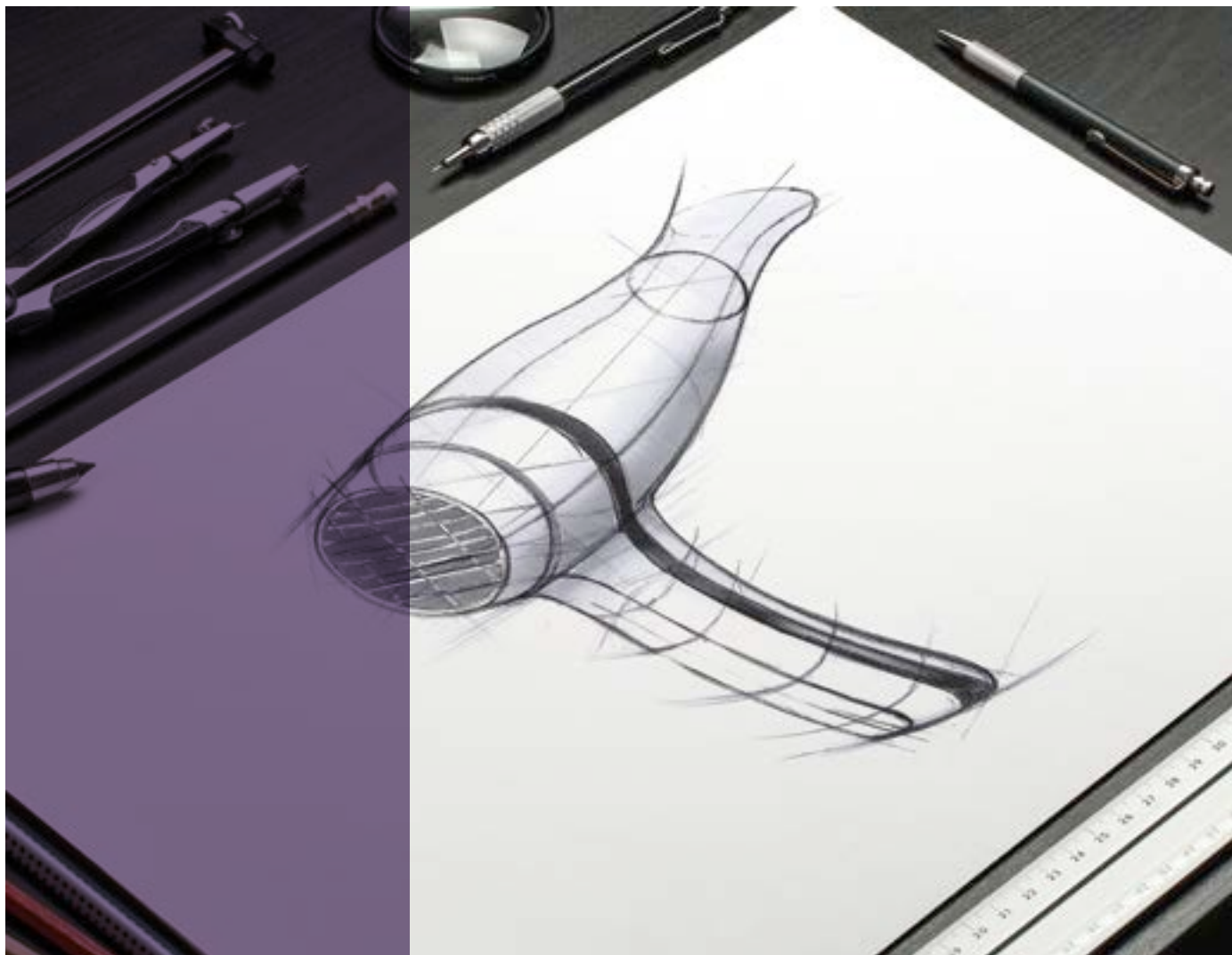


CARAÏBE

PRODUCT + 'S

- Safety
- Comfort

LIGHTOUCH® RANGE HAIR DRYER



A WORD FROM THE DESIGNER

The Altéo project was exciting. Designing a high-end hair dryer requires strong principles. The first is high power which naturally impacts the volume of the blade section. The second is to be able to give the user a feeling of strength yet softness through the grip. The integration of a unique innovation, the LighTouch® solution, turning on the hair dryer by simply grasping it was a significant challenge. It required hours of study to be able to propose a handle combining finesse, strength and softness. I wanted to achieve simple and peer lines with profiled curves that reinforce the impression of speed. The result is an outstanding concentration of technology and design.

Jean Guy de Russé



LIGHTOUCH® RANGE HAIR DRYER

ALTÉO PLUG



MADE
IN FRANCE



REF **8 22 1217**
Alteo metallic red 1875
W + plug
UL¹: 12



REF **8 22 1044**
Alteo black 1875 W
+ plug
UL¹: 12



REF **8 22 1139**
Alteo chrome 1875 W
+ plug
UL¹: 12



REF **8 22 1140**
Alteo matte black 1875 W
+ plug
UL¹: 12



REF **8 22 1043**
Alteo white 1875 W
+ plug
UL¹: 12

+ REF **8 66 950**
Alteo chrome
anti-theft wall
support
UL¹: 12



POSSIBILITY TO LOCK
THE CABLE



PATENTED SWITCH HANDLE
SYSTEM



+ REF **2 50 2174**
Black velvet
bag for
Alteo / Ibiza
/ Calisto
UL¹: 50

PRODUCT 'S

- Power 1875 W
- LighTouch® Patented Handle switches on the appliance by simply gripping
- 6 drying settings
- Ionizing system
- Choice of 5 colors
- Choice of 7 supports

FEATURES

- Power supply: 230 V - 50/60 Hz
- 6 drying settings:
- Airflow: 70 and 115 m³/h
- 3 temperatures (including 1 cold)
- IP21
- Altéo plug: volume 2²
- Altéo support: volume 3
- Class II
- 2-year warranty

Dimensions:

- Altéo plug:
W.245 x H.205 x D.84 mm
- Alteo support:
W.227 x H.258 x D.100 mm
- Cable (folded / unfolded):
700/2050 mm

ALTÉO SUPPORT



UL¹

White ○

Black ●

Alteo 1875 W + base support

12

REF **8 22 1175**

REF **8 22 1178**

Alteo 1875 W + support with single voltage shaver plug

12

REF **8 22 1176**

REF **8 22 1179**

Alteo 1875 W + support with dual voltage shaver plug

12

REF **8 22 1177**

REF **8 22 1180**

¹ Logistics unit (number of items per package)

² Installation in volume 2 if the cable is not locked by a support

LIGHTOUCH® RANGE HAIR DRYER

BRITTONY PLUG



PRODUCT 'S

- Power 1600 W
- LighTouch® Patented Handle switches on the appliance by simply gripping
- 6 drying settings
- Ionizing system
- Choice of 3 colors
- Choice of 11 supports

FEATURES

- Power supply: 230 V - 50/60 Hz
- 6 drying settings: Airflow: 70 and 95 m³/h
- 3 temperatures (including 1 cold)
- IP21
- Brittony plug: volume 2²
- Brittony support: volume 3
- Class II
- 2-year warranty

Dimensions:

- Brittony plug: W.210 x H.196 x D.75 mm
- Brittony support: W.110 x H.240 x D.139 mm
- Brittony frontal support: W.182 x H.220 x D.86 mm
- Cable (folded / unfolded): 700/2050 mm



REF 8 22 1047

Brittony black 1600 W
+ plug
UL¹: 12

REF 8 22 1142

Brittony chrome 1600 W
+ plug
UL¹: 12

REF 8 22 1046


Brittony white 1600 W
+ plug
UL¹: 12

+ REF 8 66 951


Clipper and
Brittony chrome
anti-theft wall
support
UL¹: 12



POSSIBILITY TO LOCK
THE CABLE



PATENTED SWITCH HANDLE
SYSTEM



+ REF 2 50 2173

Black velvet bag
for hair dryer
UL¹: 50

BRITTONY SUPPORT



Brittony 1600 W
+ base support

UL¹

White ○

Black ●

12

REF 8 22 1181

REF 8 22 1183



Brittony 1600 W
+ base support with switch

12

REF 8 22 1182

REF 8 22 1184

BRITTONY FRONTAL SUPPORT



Brittony 1600 W
+ front base support

UL¹

White ○

Black ●

12

REF 8 22 1185

REF 8 22 1188



Brittony 1600 W + frontal support with
single voltage shaver plug

12

REF 8 22 1186

REF 8 22 1189



Brittony 1600 W + frontal support with
dual voltage shaver plug

12

REF 8 22 1187

REF 8 22 1190

¹ Logistics unit (number of items per package)

² Installation in volume 2 if the cable is not locked by a support

LIGHTOUCH® RANGE HAIR DRYER



CLIPPER II PLUG



REF 8 22 1192
Clipper II black
1400 W + plug
UL¹: 12



REF 8 22 1191
Clipper II white
1400 W + plug
UL¹: 12



REF 8 22 1193
Clipper II chrome
1400 W + plug
UL¹: 12

CLIPPER II SUPPORT



	UL ¹	White ○	Black ●
Clipper II 1400 W + base support	12	REF 8 22 1195	REF 8 22 1201
Clipper II 1400 W + base support with switch	12	REF 8 22 1196	REF 8 22 1202
Clipper II 1400 W + support with single voltage shaver plug	12	REF 8 22 1197	REF 8 22 1203
Clipper II 1400 W + support with dual voltage shaver plug	12	REF 8 22 1198	REF 8 22 1204
Clipper II 1400 W + support with single voltage shaver plug and switch	12	REF 8 22 1199	REF 8 22 1205
Clipper II 1400 W + support with dual voltage shaver plug and switch	12	REF 8 22 1200	REF 8 22 1206

CLIPPER II FRONTAL SUPPORT



	UL ¹	White ○	Black ●
Clipper II 1400 W + frontal base support	12	REF 8221207	REF 8221210
Clipper II 1400 W + frontal support with single voltage shaver plug	12	REF 8221208	REF 8221211
Clipper II 1400 W + frontal support with dual voltage shaver plug	12	REF 8221209	REF 8221212

EDEN



REF 8 22 521
Eden support
1200 W
UL¹: 12



REF 8 22 1068
Eden white
1200 W + plug
UL¹: 12



REF 8 22 1069
Eden black
1200 W + plug
UL¹: 12



POSSIBILITY TO LOCK
THE CABLE

+ REF 8 66 1270
Eden chrome
anti-theft wall
support
UL¹: 60



PATENTED SWITCH HANDLE
SYSTEM

MADE
IN FRANCE



PRODUCT + 'S

- LightTouch® Patented Handle switches on the appliance by simply gripping
- Shape integrated concentrator nozzle
- 6 drying settings
- Ionizing system
- Choice of 3 colors
- Choice of 18 supports

FEATURES

- Power: 1,400 W
- Power supply: 230 V - 50/60 Hz
- 6 drying settings:
 - Airflow: 70 and 95 m³/h - 3 temperatures (including 1 cold)
- IP21
- Clipper II plug: volume 2²
- Clipper II support: volume 3
- Class II
- 2-year warranty

Dimensions:

- Clipper II plug: W.186 x H.190 x D.80 mm
- Clipper II support: W.205 x H.245 x D.139 mm
- Clipper II frontal support: W.182 x H.220 x D.86 mm
- Cable (folded / unfolded): 740/2250 mm

MADE
IN FRANCE



PRODUCT + 'S

- LightTouch® patented handle
- Automatic activation when handle grasped
- Shape integrated concentrator nozzle

FEATURES

- Power: 1200 W
- Power supply: 230 V - 50 Hz
- 3 drying settings including 1 cold
- Airflow: 35 and 60 m³/h
- IP21
- Eden plug: volume 2²
- Eden support: volume 3
- Class II
- 2-year warranty

Dimensions:

- Eden plug: W.150 x H.190 x D.70 mm
- Eden support: W.150 x H.190 x D.100 mm
- Cable (folded / unfolded): 700/2400 mm

¹ Logistics unit (number of items per package)
² Installation in volume 2 if the cable is not locked by a support

CLASSIC RANGE HAIR DRYER

CALISTO

NEW



— REF **8 22 1413**
Calisto matte black
2000 W + plug
UL¹: 12

+ REF **2 50 2174**
Black velvet bag
for Alteo / Ibiza /
Calisto
UL¹: 50



PRODUCT 'S

- Very long life brushless motor
- Power 2000 W
- 6 drying settings
- Ionizing system

FEATURES

- Power supply: 230 V - 50/60 Hz
- 6 drying settings:
Airflow: 55 and 85 m³/h
- 3 temperatures
- One button for cold air
- IP20
- Volume 2²
- **2-year warranty**
- Dim. : W.262 x H.2266 x D.89 mm
- Cable length: 2270 mm

IBIZA



REF **8 22 1367**
Ibiza matt black 1875
W + plug
UL¹: 12



REF **8 22 919**
Ibiza black 1875 W
+ plug
UL¹: 12



REF **8 22 918**
Ibiza white 1850 W
+ plug
UL¹: 12

+ REF **8 66 950**
Chrome anti-theft
wall support
UL¹: 12



ELECTRIC CABLE LOCKING
OPTION WITH CHROME WALL
SUPPORT

PRODUCT 'S

- Power 1875 W
- 6 drying settings
- Ionizing system

FEATURES

- Power supply: 230 V - 50/60 Hz
- 6 drying settings:
Airflow: 80 and 100 m³/h
- 3 temperatures
- One button for cold air
- IP20
- Volume 2²
- Class II
- **2-year warranty**
- Dim. : W.266 x H.205 x D.90 mm
- Cable length: 2210 mm

LINEO

NEW



— REF **8 22 1330**
Lineo black 1600
W + plug
UL¹: 12



REF **8 22 1329**
Lineo white 1600 W
+ plug
UL¹: 12

+ REF **2 50 2173**
Black velvet bag for
hair dryer
UL¹: 50



PRODUCT 'S

- Foldable
- Power 1600 W
- 6 drying settings
- Ionizing system

FEATURES

- Power supply: 230 V - 50/60 Hz
- 6 drying settings:
Airflow: 55 and 75 m³/h
- 3 temperatures
- One button for cold air
- IP20
- Volume 2²
- Class II
- **2-year warranty**

Dimensions:

- Folded: W.240 x H.250 x D.85 mm
- Unfolded: W.240 x H.135 x D.85 mm
- Cable (folded / unfolded): 700/3230 mm


COMPACT RANGE HAIR DRYER

PICCOLO PLUG



REF **8 22 977**
Piccolo dual voltage
+ plug
UL¹: 30

+ REF **8 66 200**
Piccolo chrome
support
UL¹: 50



MADE
IN FRANCE



PRODUCT 'S

- Compact
- Power 1200 W
- Securing the support in volume 2

FEATURES

- Power supply: 230 V - 115 V - 50/60 Hz
- 2 drying settings:
Airflow: 45 and 70 m³/h
- IP20
- Piccolo plug: volume 2²
- Piccolo support: volume 3
- Class II
- 2-year warranty

Dimensions:

- Piccolo plug: W:153 x H:170 x D:113 mm
- Piccolo support: W:145 x H:212 x D:86 mm
- Cable (folded / unfolded): 390/1430 mm

PICCOLO SUPPORT



REF **8 22 936**
Piccolo dual voltage
support
UL¹: 30



2 VOLTAGE SETTINGS

PAGGIO

MADE
IN FRANCE



REF **8 22 248**
Paggio base ivory
UL¹: 12



REF **8 22 284**
Paggio base white
UL¹: 12

PRODUCT 'S

- Power 1250 W
- Left or right position
- Compact (can be installed in a drawer)

FEATURES

- Power supply: 230 V - 50 Hz
- 2 drying settings:
Airflow: 38 and 76 m³/h
- Class II
- IP21
- Volume 3
- 2-year warranty

Dimensions:

- W. 120 x H. 180 x D. 90 mm
- Cable (folded / unfolded): 500/2220 mm

¹ Logistics unit (number of items per package)

² Installation in volume 2 if the cable is not locked by a support

HOSE RANGE HAIR DRYER

HAWAÏ

DESIGNED
IN FRANCE



PRODUCT S

- Adjustable power from 550 to 1000 W
- Patented handle to facilitate hairdressing
- 15-minute safety timer
- Shaving socket included

FEATURES

- Power supply: 230 V - 50 Hz
- Airflow: 80 m³/h
- IP34
- Can be installed in bathroom zone 2
- Class II
- Dual voltage shaver socket 115/230 V
- 2-year warranty

Dimensions

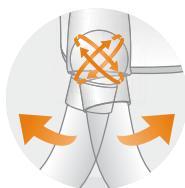
- Main unit:
- W.195 x H.250 x D.115 mm
- Hose:
- Length 45 cm extensible to 130 cm
- Outside diameter 44 mm
- Inside diameter 34.5 mm



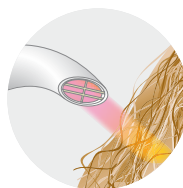
REF 8 22 421
Hawai white
UL¹: 6



REF 8 22 991
Hawai metallic gray
UL¹: 6



PRACTICAL
HOSE PIVOTING IN ALL
DIRECTIONS



COMFORT
PATENTED HANDLE FOR
BETTER DRYING

CARAÏBE

MADE
IN FRANCE



PRODUCT S

- The most compact on the market
- Highest protection rating on the market
- Patented handle to facilitate hairdressing
- Compact

FEATURES

- Power supply: 230 V - 50 Hz
- Airflow: 80 m³/h
- IP44 / IP43 (plug version)
- Can be installed in Volume 2 or 3 (plug version)
- Class II
- Optional 15-minute safety timer
- 2-year warranty

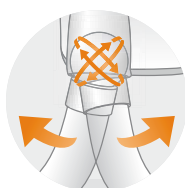
Dimensions:

- Main unit:
- W.140 x H.230 x D.150 mm
- Hose:
- Length 45 cm extensible to 135 cm
- Outside diameter 40 mm
- Inside diameter 33 mm

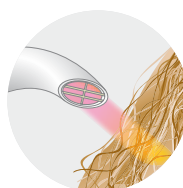


REF 8 22 278
Caraïbe base
UL¹: 12

REF 8 22 343
Caraïbe base + timer
UL¹: 12



PRACTICAL
HOSE PIVOTING IN ALL
DIRECTIONS



COMFORT
PATENTED HANDLE FOR
BETTER DRYING

CARAÏBE SHAVER SOCKET



REF 8 22 294
Caraïbe shaver socket
single voltage
UL¹: 12

REF 8 22 344
Caraïbe single voltage
shaver socket + timer
UL¹: 12

¹ Logistics unit (number of items per package)

A black and white photograph of a woman with her hair pulled back, applying eye makeup with a brush. She is looking slightly to the side. In the foreground, a hand holds a tablet or palette. The background is bright and out of focus.

MIRRORS

MIRRORS



THE ADVANTAGES OF OUR RANGE



NO ELECTRICAL CONNECTION

Our mirrors work with a lithium battery and a 3-minute auto off system ensuring a lifetime of 3 to 5 years (for normal use).



DESIGNED & MANUFACTURED IN FRANCE

Created by our design department and specially studied for the hotel bathroom use, our mirrors are manufactured in Nantes.

COSMOS



PRODUCT + 'S

- LED lighting all around the mirror
- Magnifying reflection x5
- No electrical connection required
- Total electrical safety (Can be installed in any volume in the bathroom)

FEATURES

- Operates with a standard lithium battery (3.6V) included
- Touch-activated
- Timer: 3 minutes
- Battery Life: ± 3 years depending on use
- Magnifying reflection x 5
- 2 arm versions available:
- Tubular chrome-plated brass: 4 hinges
- Flat chrome-plated brass: 3 hinges
- **2-year warranty**
- Dim. (flat arm):
W.225 x H.225 x D.100/240 mm
- Dim. (Tubular arm):
W.225 x H.290 x D.100/350 mm

1 Logistics unit (number of items per package)



DESIGNER'S INSPIRATION

Mirrors invite us to enter a new dimension. The magnifying function of a mirror creates a new universe where everything is bigger. I wanted this trip to take us even further and so I designed this mirror in the image of a flying saucer. It was to be powered by a revolutionary "engine"; battery-operated and unique on the market. I structured the whole unit around a chromed base to which I added a crown of light imitating Saturn's rings. Finally, I added an almost magical capacitive switch.

Jean Guy de Rusé



MIRRORS

GALAXY



REF **8 66 768**
Galaxy illuminated black
Tubular chrome-plated brass arm
UL1: 12



REF **8 66 964**
Galaxy illuminated black -
flat chrome-plated brass arm
UL1: 12



REF **8 66 986**
Galaxy surface mirror
UL1: 12

PRODUCT 'S

- Large LED lighting
- Magnifying reflection x3
- No electrical connection required
- Total electrical safety (Can be installed in any volume in the bathroom)

FEATURES

- Operates with a standard lithium battery (3.6V) included
- Touch-activated
- Timer: 3 minutes
- Battery Life: \pm 3 years depending on use
- Magnifying reflection x 3
- 2 arm versions available:
- Tubular chrome-plated brass: 4 hinges
- Flat chrome-plated brass: 3 hinges
- **2-year warranty**
- Dim. (flat arm):
W.200 x H.220 x D.90/230 mm
- Dim. (Tubular arm):
W.200 x H.290 x D.65/330 mm


ECLIPS SQUARE



REF **8 66 610**
Eclips illuminated black -
tubular chrome-plated brass arm
UL1: 12



REF **8 66 965**
Eclips illuminated black -
flat chrome-plated brass arm
UL1: 12



REF **8 66 966**
Eclips square plain black
Flat chrome-plated brass
arm
UL1: 12

REF **8 66 609**
Eclips square plain black
Tubular chrome-plated
brass arm
UL1: 12

PRODUCT 'S

- Magnifying reflection x3
- No electrical connection required
- Total electrical safety (Can be installed in any volume in the bathroom)

FEATURES

- Operates with a standard lithium battery (3.6V) included
- Touch-activated
- Timer: 3 minutes
- Battery Life: \pm 5 years depending on use
- Magnifying reflection x 3
- 2 arm versions available:
- Tubular chrome-plated brass: 4 hinges
- Flat chrome-plated brass: 3 hinges
- **2-year warranty**
- Dim. (flat arm):
W.180 x H.195 x D.90/230 mm
- Dim. (Tubular arm):
W.180 x H.270 x D.65/330 mm

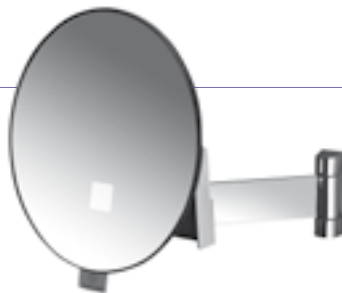
MIRRORS

ECLIPS ROUND

MADE IN FRANCE



← REF **8 66 655**
Eclips round illuminated black -
tubular chrome-plated brass arm
UL¹: 12



REF **8 66 967** →
Eclips round illuminated black -
flat chrome-plated brass arm
UL¹: 12

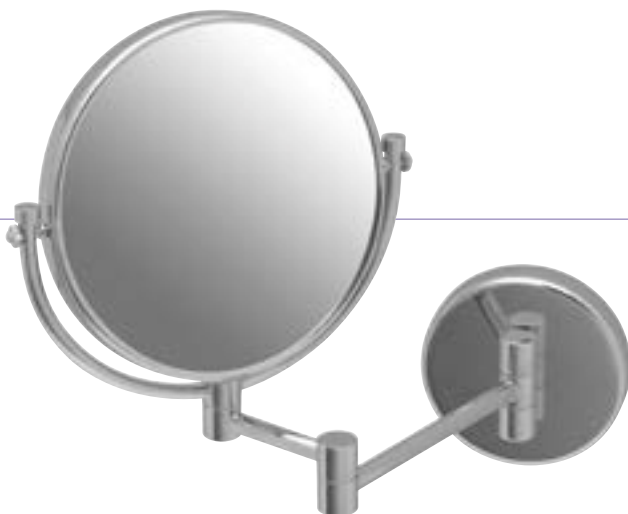
PRODUCT 'S

- Magnifying reflection x3
- No electrical connection required
- Total electrical safety (Can be installed in any volume in the bathroom)

FEATURES

- Operates with a standard lithium battery (3.6V) included
- Touch-activated
- Timer: 3 minutes
- Battery Life: ± 3 years depending on use
- Magnifying reflection x 3
- 2 arm versions available:
- Tubular chrome-plated brass: 4 hinges
- Flat chrome-plated brass: 3 hinges
- **2-year warranty**
- Dim. (flat arm):
W.180 x H.195 x D.80/230 mm
- Dim. (Tubular arm):
W.180 x H.285 x D.65/330 m

DOUBLE-SIDED MIRROR



REF **8 66 303**
Magnifying Mirror
UL¹: 12

PRODUCT 'S

- 4 hinges
- Magnifying reflection x3

FEATURES

- Double-sided mirror:
- 1 normal reflection
- 1 magnifying reflection x 3
- Mirror diameter: 20 cm
- Tubular chrome-plated brass
- Maximum extension: 30.5 cm
- Dim. : W.245 x H.310 x D.45/305 mm



***BATHROOM* ACCESSORIES**

BATHROOM ACCESSORIES



SOAP HOLDERS & BARS

NEW



REF 8 99 14 36
Angled support bar
UL¹: 12



REF 8 99 14 45
Soap holder
UL¹: 50

FEATURES

- Material: Stainless steel
- Dim. Angled bar:
W.420 x H.265 x D.119 mm
- Soap holder dim:
W.240 x H.30 x D.150 mm

TOWEL HOLDERS

NEW



REF 8 99 14 40
Single towel rail
UL¹: 24



REF 8 99 14 41
Double towel rail
UL¹: 12



REF 8 99 14 42
Towel rack
UL¹: 10

FEATURES

- Material: 304 stainless steel
- Dim. (single towel rail):
W.647 x D.80 mm
- Dim. (single towel rail):
W.652 x D.130 mm
- Dim. (towel rack):
W.647 x H.125 x D.245 mm

HOOK

NEW



REF 8 99 14 38
Single hook
UL¹: 48



REF 8 99 14 39
Double hook
UL¹: 48

FEATURES

- Single hook:
- Material: 304 stainless steel
- Dim. : W.56 x D.60 mm
- Double hook:
- Material: Brass
- Dim. : W.87 x D.55 mm

ROUND BIN

3/5 LITERS/QTS



REF 8 99 4 35
3 L/qt pedal bin -
polished stainless
steel
UL¹: 6

REF 8 99 4 36
5 L/qt pedal bin -
polished stainless
steel
UL¹: 4

PRODUCT + 'S

- Plastic inner container
- Fire-resistant design
- Smooth material easy to clean and maintain

FEATURES


- Material: Metal exterior
- Plastic inner container
- Protective rubber base
- Rugged opening mechanism: fully metallic
- Floor grip reinforced by 2 rubber pads
- Colors: polished stainless steel (18/0)
- Dim. (3L): Ø.167 x H.270 mm
- Dim. (5L): Ø.203 x H.284 mm

TOILET ROLL DISPENSER

NEW



REF 8 99 14 43
Toilet paper roll holder
UL¹: 28



REF 8 99 14 44
Toilet paper reserve roll holder
UL¹: 28



REF 8 99 6 20
Toilet paper metal roll holder
UL¹: 20



REF 8 99 6 19
Toilet paper white metal roll holder
UL¹: 20

FEATURES

- Toilet paper roll holder:
- Material: 304 stainless steel
- Dim. : W.180 x D. 90mm
- Toilet paper reserve roll holder:
- Material: 304 stainless steel
- Dim. : W.175 x D. 90 mm
- Toilet paper metal roll holder:
- Material: Brushed stainless steel or White epoxy
- Dim. : W.130 x H.104 x D.130 mm

BRUSH

NEW



REF 8 99 10 63
Toilet brush with
brushed stainless
steel wall bracket
UL¹: 24

REF 8 99 7 96
Toilet brush with
brushed stainless
steel wall bracket
UL¹: 24



PRODUCT + 'S

- 304L stainless steel
- Anti-slip plastic base protects the floor

FEATURES

- Can be placed on a surface or fixed to the wall
- Dim. Ext.: Ø 104 x H.275 mm
- Dim. Inner tray: Ø 85 x H.105 mm

BATHROOM ACCESSORIES

ÉLAN



REF **8 66 1146**
Elan classic silver
UL¹: 6

PRODUCT + 'S

- Extra flat design
- Alternative weight display in pounds and kg

FEATURES

- Operates with 2 AA batteries included in the packaging
- Touch-activated
- Auto power off
- Backlit LCD display
- Maximum load capacity: 180 kg
- **1-year warranty**
- Dim. : W.370 x H.18 x D.200 mm

SANIBOX DISPENSERS



UL¹ White ○ Chrome ● Black ● Matte black ●

Sanibox black square tissue box 12 REF **8 99 1307** REF **8 99 1314** REF **8 99 1310** REF **8 99 1312**

Sanibox white rectangular tissue box 20 REF **8 99 1306** REF **8 99 1313** REF **8 99 1309** REF **8 99 1311**



Sanibox Hygienic bag dispenser

+ REF **8 88 1316**

Women's hygiene bags
(pack of 48 refills of 25 bags)
UL¹: 1

UL¹ White ○ Chrome ●

25 REF **8 99 1308** REF **8 99 1315**

PRODUCT + 'S

- Complete and harmonious range
- 4 elegant finishes: black, matte black, white and chrome

FEATURES

- Finishes: black, matt black, white and chrome
- Material: ABS
- Dim. (square tissue box): W.135 x H.130 x D.135 mm
- Dim. (rectangular tissue box): W.205 x H.60 x D.266 mm
- Dim. (hygienic bag dispenser): W.98 x H.137 x D.26 mm

ISS



REF **844773**
Isss white
UL¹: 32



REF **844772**
Isss translucent
UL¹: 32

PRODUCT + 'S

- Ecological & economical: reusable container
- Easy refilling
- Key lock (key supplied)

FEATURES

- Key locking system for container
- Tank capacity: 300 ml/1 qt
- Material: ABS
- Flow rate: 1 ml per dose
- White or translucent finish
- Transparent container
- HACCP food industry standards
- **1-year warranty**
- Dim. : W.75 x H.202 x D.58 mm

¹ Logistics unit (number of items per package)

A black and white photograph of a woman with long, dark, wavy hair, wearing a light-colored, textured knit sweater. She is holding a clear glass to her lips and drinking. The background is blurred, suggesting an indoor setting with shelves.

MINIBARS

MINIBARS

MINIBAR 40L OR 30L

ECO
CONCEPTION




NEW

PRODUCT 'S

 **100%**
Silent 24 hours a day

 **100%**
Ecological

 **66%**
less consumption

 **100%**
Reliable: no motor, no moving parts

FEATURES

- 230 V - 60 W
- Heat absorption
- Consumption: 0.26kwh / day
- LED lighting
- Automatic defrost
- 2 glass shelves
- 2-year warranty

Dimensions:

- 30 L solid door:
W. 525 x H. 381 x D.446 mm
- 30 L glass door:
W. 525 x H. 381 x D.442 mm
- 40 L solid door:
W. 545 x H. 403 x D.436 mm
- 40 L glass door:
W. 545 x H. 403 x D.431 mm




REF 8 66 1351
Minibar TA 30 L/qt
solid door
UL¹: 1



REF 8 66 1353
Minibar TA 40 L/qt
solid door
UL¹: 1

REF 8 66 1352
Minibar TA 30 L/qt
glass door
UL¹: 1

REF 8 66 1354
Minibar TA 40 L/qt
glass door
UL¹: 1



ADAPTIVE

REVERSIBLE DOOR



ADJUSTABLE
TEMPERATURE
AT BACK



PROTECTIVE GRIDS
TO AVOID IMPACT



TOUGH

GLASS SHELF

SAFES



THE ADVANTAGES OF OUR RANGE



TOUGH

Our safes are 100% steel with a 2 mm thick body, a 4 mm thick door and two 20 mm bolts



PRACTICAL

In case a guest loses the code, our safes can be unlocked by key, master code or remote control



INTELLIGENT

Using the remote control, accessing the operation history and unlocking the safe is easy



SECURE

Our safes are equipped with an electronic anti-aggression & blocking mechanism; locking for 15 minutes after 4 unsuccessful attempts

TRUSTEE



REF **8 66 783**
Trustee Compact
UL¹: 1



REF **8 66 989**
Trustee Laptop
UL¹: 1



REF **8 66 1390**
Trustee compact white
UL¹: 1

+ REF **8 66 683**
Control unit
UL¹: 1



MANAGEMENT AND
UNLOCKING CONTROL

PRODUCT S

- Available in white
- Can accommodate a 14" laptop

FEATURES

- Code locking (4 to 6 digits)
- Locked for 15 minutes after four failed attempts
- Lock release and control device for hotel management
- Power supply: 4 1.5 V LR6 (AA) batteries supplied
- Low battery warning
- Locking with two 20 mm diameter steel bolts
- 2 mm thick steel body
- 4 mm thick steel door
- Secured: 2 points on back and base
- Laptop version: can accommodate a 14" laptop
- **2-year warranty, lifetime support**
- Internal dimensions (Laptop):
W.350 x H.185 x D.310 mm
- External dimensions (Laptop):
W.355 x H.195 x D.430 mm
- Internal dimensions (Compact):
W.350 x H.185 x D.200 mm
- External dimensions (Compact):
W.355 x H.195 x D.270 mm

SAFES

ICONIC DRAWER SAFE



← REF **8 66 664**
Iconic
UL¹: 1

+ REF **8 66 683**
Control unit
UL¹: 1



MANAGEMENT AND
UNLOCKING CONTROL

PRODUCT 'S

- Code locking
- Can accommodate a 15" laptop
- Extra flat
- Can be installed in a drawer

FEATURES

- Code locking (4 to 6 digits)
- Locked for 15 minutes after four failed attempts
- Lock release and control device for hotel management*
- Power supply: 4 1.5 V LR6 (AA) batteries supplied
- Low battery warning
- Locking with two 20 mm diameter steel bolts
- 2 mm thick steel body
- 4 mm thick steel door
- Secured: 2 points on back and base
- **2-year warranty, lifetime support**
- Internal dimensions: W.3985 x H.342 x D.60 mm
- External dimensions: W.400 x H.350 x D.130 mm

GUARDIAN



← REF **8 66 665**
Guardian
UL¹: 1

+ REF **8 66 683**
Control unit
UL¹: 1



MANAGEMENT AND
UNLOCKING CONTROL



CARD LOCKING

PRODUCT 'S

- Code or card lock
- Can accommodate a 15" laptop

FEATURES

- Code locking via 4 to 6 digits or magnetic card locking system
- Locked for 15 minutes after four failed attempts
- Lock release and control device for hotel management
- Power supply: 4 1.5 V LR6 (AA) batteries supplied
- Low battery warning
- Locking with two 20 mm diameter steel bolts
- 2 mm thick steel body
- 4 mm thick steel door
- Secured: 2 points on back and base
- **2-year warranty, lifetime support**
- Internal dimensions: W.425 x H.220 x D.310 mm
- External dimensions: W.430 x H.230 x D.410 mm

CUSTODIAN



← REF **8 66 1318**
Custodian
UL¹: 1

+ REF **8 66 1319**
Control unit
UL¹: 1



MANAGEMENT AND
UNLOCKING CONTROL

PRODUCT 'S

- Code locking
- Can accommodate a 15" laptop

FEATURES

- Code locking (4 to 6 digits)
- Locked for 15 minutes after four failed attempts
- Lock release device for hotel management
- Power supply: 4 1.5 V LR6 (AA) batteries supplied
- Low battery warning
- Locking with two 20 mm diameter steel bolts
- 2 mm thick steel body
- 4 mm thick steel door
- Secured: 2 points
- **2-year warranty, lifetime support**
- Internal dimensions: W.415 x H.195 x D.310 mm
- External dimensions: W.420 x H.200 x D.370 mm

¹ Logistics unit (number of items per package)



WELCOME TRAYS

TRAYS, KETTLES & EXPRESSO MACHINES

KETTLES

DIVA 1L

DESIGNED
IN FRANCE



NEW

PRODUCT 'S



Secure: JVD
SwitchSafe® handle



Double wall:
quieter,
remains hot,
no risk of burns



Hygienic:
wall & lid all stainless
steel inside

FEATURES

- Rated power: 1500 W
- Supply voltage: 220 - 240 V
- Class I
- 100% 304 stainless steel inside
- Automatically turns off when boiling or empty
- Rotates 360° on its base
- On/off indicator light
- Cord length: 60 cm
- 2-year warranty
- Dim. : W.145 x H.213 x D.210 mm



REF 8 66 1341

Diva 1 L black
UL¹: 6



REF 8 66 1342

Diva 1 L white
UL¹: 6




REF 8 66 1343

Diva 1 L stainless steel
UL¹: 6



SAFE

AUTOMATIC SHUT-OFF BY
SIMPLY GRASPING THE
SWITCHSAFE® SECURE HANDLE



EASY OPENING

ONE-HAND OPENING WITH
ERGONOMIC OPENING COVER



PART OF RAY

SECURED TO JVD TRAY



EASY TO CLEAN

WIDE OPENING FOR EASY
CLEANING

¹ Logistics unit (number of items per package)

KETTLES

DUCHESSE INOX 0.8 L/QT

DESIGNED
IN FRANCE



REF 8 66 914
Duchesse 0.8 L/qt
brushed stainless steel
UL¹: 12



REF 8 66 915
Duchesse 0.8 L/qt
polished stainless steel
UL¹: 12

PRODUCT + 'S

- 2 finishes: shiny or brushed stainless steel
- Safe: JVD SwitchSafe® handle

FEATURES

- Rated power: 1250 W
- Supply voltage: 230 V
- Class I
- Automatically turns off when boiling or empty
- Rotates 360° on its base
- On/off indicator light
- Cord length: 70 cm
- 2-year warranty
- Dim. : Ø127 x H.194 x D.208 mm

DUCHESSE 0.6 L/QT - 0.8 L/QT - 1 L/QT

ECO
CONCEPTION



DESIGNED
IN FRANCE



PRODUCT + 'S

- Water level indicator on the 0.8 and 1 L models
- The 0.6 L/qt is compact to save water and energy
- 9 finishes
- safe: JVD SwitchSafe® handle

FEATURES

- Rated power:
0.6 L/qt: 800 W
0.8 and 1 L/qt: 1250 W
- Supply voltage: 230 V
- Class I
- Automatically turns off when boiling or empty
- Rotates 360° on its base
- On/off indicator light
- Cord length: 60 cm
- 2-year warranty
- Dim. 0.6 L/qt: Ø127 x H.162 x D.206 mm
- Dim. 0.8 L/qt: W.135 x H.187 x D.230 mm
- Dim. 1 L/qt: W.135 x H.205 x D.230 mm

UL¹ White ○ Ivory ● Black ●

Duchesse 0.6 L/qt	12	REF 8 66 758	REF 8 66 760	REF 8 66 759
Duchesse 0.8 L/qt	12	REF 8 66 1010	REF 8 66 1012	REF 8 66 1011
Duchesse 1 L/qt	12	REF 8 66 1013	REF 8 66 1015	REF 8 66 1014



TRAYS
WIDE RANGE OF ADAPTED
TRAYS



TURNED OFF
BY SIMPLY GRASPING THE
SWITCHSAFE® SAFE HANDLE



EASY CLEANING
BY A LARGE OPENING AND
A HIDDEN RESISTANCE

KETTLES

ZENITH INOX 1 L/QT

NEW



REF 8 66 1414
Zenith 1 L
stainless steel
UL¹: 12



REF 8 66 1415
Zenith 1 L
Polished stainless
steel shiny
UL¹: 12

PRODUCT 'S

- 2 finishes: shiny or brushed stainless steel
- Easy to clean
- Water level view

FEATURES

- Rated power: 1500 W
- Supply voltage: 230 V
- Class I
- Automatically turns off when boiling or empty
- Rotates 360° on its base
- Cord length: 70 cm
- 2-year warranty
- Dim. : W.145 x H.210 x D.200 mm

ZENITH 0.8 - 1.2 L/QT

DESIGNED IN FRANCE



PRODUCT 'S

- Easy to clean
- Large capacity
- 3 colors: white, ivory and black

FEATURES

- Rated power: 1100 W
- Supply voltage: 230 V
- Class I
- Automatically turns off when boiling or empty
- Rotates 360° on its base
- On indicator
- Cord length: 70 cm
- 2-year warranty
- Dim. (0.8 L/qt) : W.125 x H.190 x D.200 mm
- Dim. (1L) : W.140 x H.210 x D.220 mm

UL¹ White ○ Ivory ● Black ●

Zenith 0.8 L/qt 12 REF 8 66 375 REF 8 66 376 REF 8 66 377

Zenith 1.2 L/qt 12 REF 8 66 429 REF 8 66 430 REF 8 66 431



TRAYS
WIDE RANGE OF ADAPTED
TRAYS

DÉTARTRANT



REF 888357
Descaler for kettle
UL¹: 6

PRODUCT 'S

- A kettle like new in seconds
- 400 g for 50 uses

¹ Logistics unit (number of items per package)

ESPRESSO MACHINES

CORSETO

DESIGNED
IN FRANCE



NEW



REF **8 66 1348**
Corseto
UL¹: 3



+ REF **8 88 1357**
Pack of 10 capsules - JVD Royal
Intenso Coffee
UL¹: 60

REF **8 88 1356**
Pack of 10 capsules - JVD Royal
Tea
UL¹: 60

REF **8 88 1355**
Pack of 10 capsules - JVD Royal
Lungo Coffee
UL¹: 60

REF **8 88 1358**
Pack of 10 capsules - JVD Royal
Chocolate
UL¹: 60



PRACTICAL
EASY TO REMOVE TANK
EASY TO CLEAN



ERGONOMIC
ONLY 3 BUTTONS FOR
INSTINCTIVE USE

1 Logistics unit (number of items per package)

PRODUCT + 'S

- Multi-beverage
JVD capsule system,
Nespresso compatible
- Automatic ejection of the
used capsule into the
recovery tray (up to 12).
- Compact: compact with
sliding opening

FEATURES

- Rated power: 1100 W
- Supply voltage: 230 V
- Class I
- Adjustable volume and temperature
- Removable 0.85 L tank
- **2-year warranty**
- Dim. : W:140 x H:290 x D:370 mm

TRAYS

CHARME



NEW

PRODUCT + 'S

- Timeless design with leather look
- Easy to service (water resistant)
- Very rugged (Synthetic leather)

FEATURES

- Materials: synthetic leather and plastic
- Dimensions and weight:
- Tray: W.400 x D.290 x H.32 mm / 550g
- Bag holder: W.161 x D.83 x H.63 mm / 200g



REF **8 66 1018**
Charme tray
UL¹: 12



REF **8 66 1020**
Charme sachet holder
UL¹: 54



ELEGANCE
STITCHED SEAM

1 Logistics unit (number of items per package)

TRAYS

IMPÉRIAL



DESIGNED
IN FRANCE



PRODUCT 'S

- Compact with drawer system
- Easy to clean
- Possibility to lock the kettle to the tray
- FSC Wood

FEATURES

- Material: FSC certified tinted pine (from sustainable managed forests)
 - Designed to fit JVD kettles: Duchesse (all sizes) and Zenith 0.8 L/qt (Maximum diameter: 136 mm)
 - Kettle locking system
 - Integrated drawer
 - Capacity: 1 kettle, 2 cups
 - Protective pads on tray and drawer
 - Water resistant
- Dimensions and weight:**
W.330 x H.50 x D.200 mm / 730g



REF 8 66 1166

Imperial tray
UL¹: 6



PRACTICAL
INTEGRATED DRAWER



LOCK
CABLE FIXED
TO TRAY

MAJESTIC II



DESIGNED
IN FRANCE



PRODUCT 'S

- Bamboo "ecofriendly" material: preserves forests
- Rugged
- 2 hand grips
- Inserts for sachets
- Easy to clean

FEATURES

- Material: FSC certified bamboo (from sustainable managed forests)
 - Capacity: 18 bags, 1 kettle, 2 cups
 - 4 protective pads
 - Water resistant
- Dimensions and weight:**
W.360 x H.20 x D.220 mm / 1000g



REF 8 66 1165

Majestic II tray
UL¹: 10

STYLUS

DESIGNED
IN FRANCE



PRODUCT 'S

- 3 harmonious products: tray, small tray, sachet holder
- Design
- Easy to clean

FEATURES

- Bamboo
 - Natural warm color
 - 4 protective pads on each product
 - Water resistant
 - Capacity: 32 bags, 1 kettle, 2 cups
- Dimensions and weight:**
- Tray: 380 x 296 mm / 950 g
 - Sachet holder: 105 x 152 mm / 140 g
 - Small tray: 279 x 140 mm / 290 g



REF 8 66 761

Stylus tray
UL¹: 16

REF 8 66 763
Stylus sachet holder
UL¹: 48

REF 8 66 762
Small Stylus tray
UL¹: 36



¹ Logistics unit (number of items per package)

TRAYS

ZEN LINE II

DESIGNED
IN FRANCE



PRODUCT 'S

- Burn resistant
- Anti-stain finish
- Possible to integrate the JVD kettle support

FEATURES

- 3 colors: white, ivory and black
- Possible to attach the Zenith and Duchesse kettles
- Dimensions and weight:**
- Tray: W.377 x D.297 x H.24 mm / 1154 g
- Small tray: W.295 x D.155 x H.10 mm / 368 g
- Sachet holder: W.215 x D.114 x H.49 mm / 218 g
- Small sachet holder: W.152 x D.115 x H.49 mm / 196 g



PRACTICAL

POSSIBILITY TO INTEGRATE THE KETTLE POWER SUPPLY
BASE UNDER THE DRILLED TRAY

	UL ¹	White ○	Ivory ●	Black ●
Zen Line II Tray - white	48	REF 8 66 885	REF 8 66 888	REF 8 66 891
Zen Line II Tray - pierced white	48	REF 8 66 886	REF 8 66 889	REF 8 66 892
Zen Line II Tray - small white	16	REF 8 66 887	REF 8 66 890	REF 8 66 893
Zen Line II sachet holder	48	REF 8 66 383	REF 8 66 388	REF 8 66 393
Zen Line II small sachet holder	16	REF 8 66 384	REF 8 66 389	REF 8 66 394

MAESTRO

DESIGNED
IN FRANCE



PRODUCT 'S

- Compact optimized dimensions
- Inserts for sachets
- Burn resistant
- Anti-stain finish
- Possible to integrate the JVD kettle support

FEATURES

- 3 colors: white, ivory and black
- Possible to attach the Zenith and Duchesse kettles
- Dimensions and weight:**
- Tray: W.397 x D.200 x H.27 mm / 560 g
- Cup kit (1 cup 200 ml + 1 saucer): W.123 x D.98 x H.103 mm / 190 g



PRACTICAL

POSSIBILITY TO INTEGRATE THE KETTLE POWER SUPPLY
BASE UNDER THE DRILLED TRAY

	UL ¹	White ○	Ivory ●	Black ●
Maestro	36	REF 8 66 1156	REF 8 66 1159	REF 8 66 1162
Maestro pierced	36	REF 8 66 1157	REF 8 66 1160	REF 8 66 1163
Maestro cup / saucer 200 ml	60	REF 8 66 1158	REF 8 66 1161	REF 8 66 1164

¹ Logistics unit (number of items per package)

A black and white photograph of a man with a beard, wearing a striped button-down shirt, leaning over a bed. He is packing a dark, soft-sided bag. The background shows a window with blinds. A solid purple rectangle is in the top right corner.

***ROOM* ACCESSORIES**

ROOM ACCESSORIES

THE ADVANTAGES OF OUR RANGE



SAFE

Iron cuts off after 30s in horizontal position and after 8 mn in vertical position



PRACTICAL

2.8 m easy-to-store cord with the JVD Smart Wrap system



RUGGED

Covers can withstand temperatures over 310 °C

SET DE REPASSAGE PREMIUM



REF 8 66 1124
Premium ironing board with dark gray cover
UL1: 2



REF 8 66 923
Iron Vivo II 2000 W dark gray
UL1: 10

+ REF 8 66 1117
Iron wall support + board wall support Premium
UL1: 12



PRACTICAL
IRON WALL SUPPORT
OR BOARD
INTEGRATED SUPPORT



SPACE SAVING
WITH WALL SUPPORT



EASY TO STORE
WITH INTEGRATED HOOK

FEATURES

Vivo II IRON

- 220 - 240 V • 50/60 Hz • 2000 W
- Anti-lime and self-cleaning function
- Ceramic sole with a surface area of 279.6 cm² (43.3 in.²)
- Functions: steam and spray
- Temperature range: 150-220°C
- 2-year warranty
- Weight 1.1 kg
- Dim. : 120 x 300 x 150 mm

IRONING BOARD

- Designed to optimize space
- 4 adjustable heights, 4 anti-skid pads
- Auto lock when the board is folded
- Dark gray elastic cover, fiber padding
- Structure and feet in black lacquered steel
- Board surface: W. 980 x D. 340 mm
- Folded dimensions: W. 340 x D. 1230 mm

SET DE REPASSAGE



REF 8 66 632
Silver color ironing board
UL1: 2



REF 8 66 922
Venus II iron - 2000 W dark smoked blue
UL1: 10

+ REF 8 66 635
Iron wall support + board wall support
UL1: 2

FEATURES

IRON VENUS II

- 220-240 V • 50/60 Hz • 1200 W
- Anti-limescale function - self-cleaning
- Teflon sole with a surface area of 177.5 cm² (27.5 in.²)
- Functions: steam and spray
- Temperature range: 150-220°C
- 2-year warranty
- Weight: 0.87kg
- Dimensions: 130 x 250 x 100 mm

IRONING BOARD


- Designed for hotel use
- 4 adjustable heights, 4 anti-skid pads
- Auto lock when the board is folded
- Silver elastic cover, fiber-filling
- Structure and feet in white lacquered steel
- Board surface: W. 968 x D. 330 mm
- Folded dimensions: W. 365 x D. 1265 mm

ROOM ACCESSORIES

DOCKING STATION ZOUK



REF 8 66 1317
Zouk Station
UL¹: 12



LOCK
SYSTEM INCLUDED

PRODUCT 'S

- Designed for hotels:
Maximum volume setting / Non-repeatable alarm / Built-in battery / One-room Bluetooth system
- Designed for guests:
4 levels of backlight
Easy to use
- Anti-theft device included

FEATURES

- Power supply: 230 V 50/60 Hz
- Bluetooth Speaker System
- 2 USB ports
- FM radio
- User-friendly backlit buttons
- Large LCD screen (with temperature indication)
- Adjustable sound volume (limited to 80dBA)
- Anti-theft included
- **2-year warranty**
- Dim. : W.140 x H.120 x D.141 mm

DOCKING STATION POWER CLOCK


NEW



REF 8 66 1435
Power Clock -
Bluetooth
UL¹: 16

REF 8 66 1434
Power Clock
UL¹: 16

+ REF 2 10 2097
Anti-theft system
UL¹: 20



PRODUCT 'S

- Designed for hotels:
Maximum volume setting / Non-repeatable alarm / Built-in battery
- Designed for guests:
4 levels of backlight / Easy to use
Universal

FEATURES

- Power supply: 230 V 50/60 Hz
- 2 USB ports
- User-friendly backlit buttons
- Adjustable sound volume
- Optional anti-theft device
- **2-year warranty**
- Dim. : L/q.t.122 x H.55 x D.94 mm

TORCH BRILLIANCE

NEW



REF 8 66 1227
Brilliance Flashlight
UL¹: 20



AUTO ON AND OFF

PRODUCT 'S

- Auto on and off
- Powerful lighting (13 LEDs)
- No electrical connection (works with 3 AA batteries - not included)

FEATURES

- Light bulbs: 13 LEDs
- **2-year warranty**
- Dim. (lamp): Ø.50 x H.190 mm
- Dim. (lamp + base): Ø.60 x H.190 mm

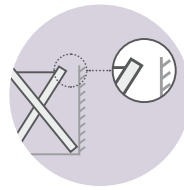
ROOM ACCESSORIES

RACK WOOD

DESIGNED
IN FRANCE



REF 8 66 196
Street mahogany rack
UL¹: 4



PRACTICAL
ASYMMETRICAL TO AVOID
CONTACT WITH THE WALL

PRODUCT 'S

- Extremely compact when folded (only 3.5 cm - about 1 1/4 inches)
- No contact with wall
- Patented model

FEATURES

- Made of exotic wood resistant to water and bacteria
- 4 high-strength straps
- Useful load: 220 kg
- Unfolded dimension:
W.632 x H.517,5 x D.558 mm
- Dim. when folded: W.35 x H.754 mm

RACK METAL



REF 8 66 508R
Rack backrest -
copper colored metal
UL¹: 2



REF 8 66 508
Rack backrest -
gilt metal
UL¹: 2



REF 8 66 506
Rack backrest -
chrome-plated metal
UL¹: 2

PRODUCT 'S

- With or without back
- Compact when folded
- Chrome or gold finish

FEATURES

- Steel tubes - Ø 25 mm ~ 1 inch (thickness 1 mm - 0.04 inches)
- 4 high-strength straps + 2 supporting straps
- Useful load: 220 kg

Rack:

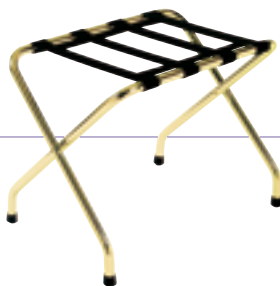
- Unfolded dim: W.665 x H.500 x D.400 mm
- Folded dim.: Ø.90 x H.630 mm

Rack backrest:

- Unfolded dimensions:
W.675 x H.705 x D.520 mm
- Dim. when folded: L/qt.100 x H.860 mm



REF 8 66 276R
Copper-color
metal rack
UL¹: 2



REF 8 66 276
Gilt
metal rack
UL¹: 2



REF 8 66 069
Chrome-plated
metal rack
UL¹: 2

¹ Logistics unit (number of items per package)

ROOM ACCESSORIES

WASTE SORTING BIN

40 L/QT

WASTE SORTING BIN

10 L/QT



REF 8 99 1005
Brushed stainless steel recycling bin
UL¹: 1

REF 8 99 1080
Black epoxy waste sorting bin
UL¹: 1



PRODUCT + 'S

- Compact waste sorting bin solution (offices and rooms)
- 3 removable compartments made of galvanized steel
- Easy to empty
- Stickers included

FEATURES

- Material: painted metal or stainless steel
- Capacity: 40 L/qt
- 2 compartments of 10 L/qt
- 1 compartment of 20 L/qt
- Colors: black or brushed stainless steel
- Dim. : Ø 335 x H.470 mm



REF 8 99 1086
Black waste sorting bin, 3 colored containers
UL¹: 4

REF 8 99 881

Black wastes sorting bin, 3 black containers
UL¹: 4

REF 8 99 1031

Brushed stainless steel sorting bin, with 3 colored containers
UL¹: 4



PRODUCT + 'S

- Unique design for sorting small size waste
- 6 stickers included
- Easy to empty thanks to integrated handles

FEATURES

- Rubber protection at the base to prevent floor scratching
- Capacity: 3 x 3.3 L/qt
- External colors: black or brushed stainless steel
- Inner containers black or colored
- Dim. : Ø 245 x H.300 mm

RECTANGULAR SORTING BIN 2 CONTAINERS

14 L/QT

NEW

BIN + SORTING CONTAINER

25 L/QT

NEW



REF 8 99 1261
Rectangular sorting bin - 2 containers
UL¹: 6

PRODUCT + 'S

- Easy to empty (2 containers)
- Rugged (steel outer tray)

FEATURES

- Epoxy steel outer containers
- Inside polypropylene containers
- Capacity: 14 L/qt
- Dim: W270 H290 D210 mm



REF 8 99 1422
Bin - 25L (6.6 gallon) blue
UL¹: 6

REF 8 99 1496
6L (1.5 a gallon) waste sorting container
UL¹: 6

PRODUCT + 'S

- 6 L/qt waterproof container for waste and 25 L/qt container for paper

RECTANGULAR BIN

6.6/13.2 LITERS/QTS

NEW



REF 8 99 1420
Rectangular container - 6.6 L/qt
UL¹: 1

REF 8 99 1421
Rectangular container - 13.2 L/qt
UL¹: 1

FEATURES

- Material: Plastic
- Scratch-resistant and easy to clean

WASTE CONTAINER

10 L/QT



REF 8 99 545
pedal bin - 10 L/qt polished stainless steel
UL¹: 6



REF 8 99 1007
Waste bin - 10 L/qt stainless steel double wall
UL¹: 4



REF 8 99 546
Waste bin - 10 L/qt double wall
UL¹: 4



REF 8 99 1087
Waste bin - 10 L/qt single wall
UL¹: 4



REF 8 99 1088
Waste bin - 10 L/qt bamboo single wall
UL¹: 4

PRODUCT + 'S

- Contemporary design

FEATURES

- Perforated waste basket:
 - Can be used as a laundry basket
 - Rubber protection at the base to prevent floor scratching
 - Color: mirror polished stainless steel
 - Dim. : Ø 200 x H.297 mm
- Waste bin:
 - Double wall system to hide the bag and hold it in place
 - Colors: black, satin stainless steel, bamboo effect
 - Double-wall version available for satin stainless steel and black
 - Dim. : Ø 225 x H.275 mm

COLLECTIVE AREA



ASHTRAYS

WALL ASHTRAY



REF 8 99 501

Rectangular wall ashtray 1.5 L/qt
UL¹: 6

REF 8 99 502

Rectangular wall ashtray 3 L/qt
UL¹: 6

REF 8 99 1170

Wall ashtray 3 L/qt + integrated 14 L/qt collector
UL¹: 1

REF 8 99 1452

Rectangular wall ashtray
Slim 3 L/qt
UL¹: 6

+ REF 8 99 1451

Base and foot for slim 3 L/qt wall ashtray
UL¹: 6

**ANTI-VANDALISM
SYSTEM**
KEY LOCKING SYSTEM

READY TO USE
FIXING KIT INCLUDED

PRODUCT 'S

- Designed for outdoor use
- Rain protection
- Quick and easy to empty
- Smooth surface for easy cleaning

FEATURES

- Galvanized steel and epoxy exterior for better corrosion resistance
- UV-treated coating
- Scratch resistant grained surface
- Inner zinc tray facilitates extinction of the cigarette butt
- Stainless steel stubbing surface
- Key locking system
- Fixing kit included

Dimensions & Capacities:

8 99 501:

- 1.5 L/qt (150 cigarette butts - 0.5 L/qt)
- W.150 x H.255 x D.60 mm

8 99 502:

- 3 L/qt (150 cigarette butts - 0.5 L/qt)
- W.191 x H.355 x D.60 mm

8 99 1170:

- 3 L/qt (900 cigarette butts) + Collector: 14 L/qt
- W.300 x H.670 x D.140 mm

8 99 1452:

- 3 L/qt (900 cigarette butts)
- W.100 x H.500 x D.64 mm

8 99 1451:

- W.250 x H.990 x D.200 mm

TOTEM WALL



REF 8 99 1076

Tubular totem polished stainless steel with protective cover 1.7 L/qt
UL¹: 6

REF 8 99 987

Aluminum tubular totem 2.4 L/qt
UL¹: 6

REF 8 99 1000

Aluminum tubular totem 3.4 L/qt
UL¹: 6

REF 8 99 1002

Tubular polished stainless steel totem 1.8 L/qt
UL¹: 6

PRACTICAL
EASY TO EMPTY

PRODUCT 'S

- Designed for protected outdoor space
- Aesthetic with brushed or polished finish
- Quick and easy to install
- Fire resistant

FEATURES

- Material:

Brushed aluminum: 8 99 987, 8 99 1000
Polished stainless steel: 8 99 1002, 8 99 1076
Key fastening system
Attachment kit included

Dimensions & Capacities:

8 99 1002:

- Ashtray 1.8 L/qt (540 cigarette butts)
- Ø.76 x H.460 mm

8 99 1076:

- Ashtray 1.7 L/qt (510 cigarette butts)
- Ø.76 x H.460 mm

8 99 987:

- Ashtray 2.4 L/qt (720 cigarette butts)
- Ø.80 x H.480 mm

8 99 1000:

- Ashtray 3.4 L/qt (1020 cigarette butts)
- Ø.80 x H.680 mm

¹ Logistics unit (number of items per package)

ASHTRAYS

ASHTRAY WITH CONTAINER



REF 8 99 1082
4.7 L/qt ashtray and
48 L container
UL¹: 1

REF 8 99 615
2 L/qt ashtray and
8L/qt container
UL¹: 1

REF 8 99 1062
3 L/qt ashtray and
29 L container
UL¹: 1



PRACTICAL
GALVANIZED INNER CONTAINER

PRODUCT + 'S

- Designed for outdoor use
- Protected against the elements
- Quick and easy to empty

FEATURES

- Materials: galvanized steel (protects against rust and corrosion)
- UV-treated coating
- Inner zinc tray facilitates extinction of the cigarette butt
- Stainless steel stubbing surface
- Ground anchoring possible
- Key locking system
- Ground-fixing kit included
- Color: charcoal gray

Dimensions & Capacities:

- 8 99 1062:
- 3 L/qt ashtray (900 cigarette butts) and 29 L/qt container
- W.300 x H.900 x D.250 mm
- 8 99 1082:
- 4.7 L/qt ashtray (1400 cigarette butts) and 48 L/qt container
- W.480 x H.990 x D.250 mm
- 8 99 615:
- 2 L/qt ashtray (600 cigarette butts) and 8 L/qt container
- W.400 x H.1040 x D.260 mm

ASHTRAY WITH CONTAINER



REF 8 99 1171
3.3 L/qt ashtray
and 24 L container
UL¹: 1

REF 8 99 1172
5.9 L/qt ashtray
and 43 L container
UL¹: 1

REF 8 99 1008
2.3 L/qt ashtray
and 20 L container
UL¹: 1



PRACTICAL
GALVANIZED INNER CONTAINER

PRODUCT + 'S

- Designed for outdoor use
- Protected against the elements
- Quick and easy to empty
- Easy to maintain smooth surfaces

FEATURES

- Materials: galvanized steel (protects against rust and corrosion)
- UV-treated coating
- Key locking system
- Ground-fixing kit included
- Color: charcoal gray

Dimensions & Capacities:

- 8 99 1008:
- 2.3 L/qt ashtray (690 cigarette butts) and 20 L/qt container W.330 x H.895 x D.280 mm
- 8 99 1171:
- 3.3 L/qt ashtray (1000 cigarette butts) and 24 L/qt container W.300 x H.960 x D.250 mm
- 8 99 1172:
- 5.9 L/qt ashtray (1800 cigarette butts) and 43 L/qt container W.480 x H.960 x D.250 mm

¹ Logistics unit (number of items per package)

ASHTRAYS

TOTEM RECTANGULAR



REF **8 99 503**
Totem ashtray - 12.5 L/qt
UL¹: 2



RUGGED
GALVANIZED INNER CONTAINER

PRODUCT 'S

- Designed for outdoor use
- Rain protection
- Quick and easy to empty
- Smooth surface for easy cleaning

FEATURES

- Inner zinc tray facilitates extinction of the cigarette butt
- Stainless steel stubbing surface (2 openings)
- Galvanized steel and epoxy exterior for better corrosion resistance
- UV-treated coating
- Key locking system
- Ground-fixing kit included (screws)
- Weighted base for stability (7.4 kg 16.4 lbs)

Dimensions & Capacities:

- 2.5 L/qt (3750 cigarette butts)
- W.400 x H.1040 x D.400 mm

TOTEM ARM



REF **8 99 616**
Tubular totem ashtray 3 L/qt
UL¹: 2



RUGGED
GALVANIZED INNER CONTAINER

PRODUCT 'S

- Designed for outdoor use
- Fully galvanized, weather and UV resistant
- Fast and easy to empty (tray accessible from above)

FEATURES

- Inner zinc tray facilitates extinction of the cigarette butt
- Stainless steel stubbing surface (4 openings)
- Galvanized steel and epoxy exterior for better corrosion resistance
- UV-treated coating
- Ground-fixing kit included (screws)
- Weighted base for stability (7.4 kg 16.4 lbs)

Dimensions & Capacities:

- 3 L/qt (900 cigarette butts)
- Ø.300 x H.1050 mm

TOTEM TUBULAR STAINLESS STEEL



REF **8 99 1079**
Tubular polished stainless steel totem
1.4 L/qt on stand
UL¹: 1



REF **8 99 1003**
Tubular totem, polished stainless steel with protective cover 1.1 L/qt
UL¹: 1



REF **8 99 1001**
Tubular polished stainless steel totem 4.5 L/qt on stand
UL¹: 1



PRACTICAL
2 DIFFERENT SYSTEMS FOR EMPTYING

¹ Logistics unit (number of items per package)

PRODUCT 'S

- Designed for outdoor use
- Aesthetic with brushed or polished finish
- Ground anchoring possible

FEATURES

- Colors and materials:
Brushed aluminum: 8 99 1001
Polished 304 stainless steel: 8 99 1079, 8 99 1003
- Ground-fixing kit included (screws)
- Dimensions & Capacities:
8 99 1001: 4.5 L/qt (1350 cigarette butts)
Ø.80 x H.900 mm
8 99 1079: 1.4 L/qt (320 cigarette butts)
Ø.76 x H.900 mm
8 99 1003: 1.1 L/qt (330 cigarette butts)
Ø.76 x H.900 mm

SWIMMING POOL HAIR DRYERS

NEPTUNE

MADE
IN FRANCE



NEW

PRODUCT 'S

- Adjustable height
- 180° rotation
- Quiet (70db)
- Durable (induction motor)
- Protected against chlorinated atmosphere

FEATURES

- Frequency of use: intensive - induction motor
- Noise level: 70 dBA
- Anti-vandalism: Enclosure made of PCABS IK10*
- Rated power: 1900 W
- Power supply: 230 V -50 Hz
- EC
- Class II - IP23*
- 3-year warranty
- Dim. on support: W.138 x H.1153 x D.148 mm
- Dim. as hair dryer:
W.150 x H.34.8 x D.384 mm



REF 8 22 1406
Neptune hair dryer - blue
UL¹: 1



REF 8 22 1405
Neptune hair dryer - white
UL¹: 1



REF 8 22 1407
Neptune hair dryer - red
UL¹: 1



ADJUSTABLE HEIGHT
FOR BOTH CHILDREN
AND ADULTS



EASY-TO-USE
THANKS TO ITS LIGHTING
AND 180° ROTATION



EASY TO CLEAN
NO SOILING OF RAILS, ALL
SURFACES ARE ACCESSIBLE

1 Logistics unit (number of items per package)

COLLECTIVE SPACES

METAL RANGE



Paper dispensers



REF 8 99 1110 / 8 99 623
**JUMBO 200
OR 400**

P. 30
hygiene catalog



REF 8 99 622
**MIXED TOILET
PAPER**

P. 30
hygiene catalog



REF 8 44 254
**GEL
DISPENSER**

P. 35
hygiene catalog

Accessories



REF 8 99 797
ZIG-ZAG

P. 30
hygiene catalog



REF 8 99 620
TOILET ROLL

P. 27



REF 8 99 1063 /
8 99 796
**TOILET BRUSH
WALL SUPPORT
OR ON STAND**

P. 27

Hand dryer



REF 8 11 378
OURAGAN

P. 19
hygiene catalog



REF 8 11 414
MASTER

P. 19
hygiene catalog



REF 8 11 879
HURRICANE

P. 17
hygiene catalog

COLLECTIVE SPACES

BLACK COLLECTION



Paper dispensers



REF 8 99 1382
ZIG-ZAG

P. 27
hygiene catalog



REF 8 99 1380 /
8 99 1381
**JUMBO 200
OR 400**

P. 26
hygiene catalog



REF 8 99 1383
**CENTRAL
DISPENSER**

P. 27
hygiene catalog

Hand dryer

Soap dispensers



REF 8 11 1376
EXP'AIR

P. 14
hygiene catalog



REF 8 11 1377
COPT'AIR

P. 16
hygiene catalog



REF 8 44 1378 /
8 44 1379
**SOAP
DISPENSER**

P. 33
hygiene catalog

SPARE PARTS

ALTEO / BRITONNY

REF.	DESIGNATION
2 50 1259	Black non-woven pocket (Alteo / Britony)
2 50 2174	Black velvet pouch XL (Alteo / Ibiza / Calisto)
2 50 2173	Black velvet pouch L (Britony / Clipper II / Lineo)

HAWAII

REF.	DESIGNATION
2 10 0939	Hose W = 450mm, dia int = 34.5mm, dia ext = 44mm
2 10 1213	Blower sleeve

CARAÏBE

REF.	DESIGNATION
5 20 0822	Motor + turbine
2 20 1396	Heating element
2 20 0896	CARAÏBE BASE card
2 20 1310	CARAÏBE SHAVER SOCKET card
5 20 1538	Shaver socket
2 10 0225	Hose W = 450mm, dia ext = 40mm
2 10 0599	Blower sleeve

ECLIPS / GALAXY / COSMOS

REF.	DESIGNATION
2 20 2107	Lithium battery 3.6V

FIDJI

REF.	DESIGNATION
2 10 0224	Blower sleeve
2 10 0223	Rotating sleeve
2 10 0225	Hose
2 10 0220	Gray ring

TOILET BRUSH

REF.	DESIGNATION
2 10 1436	Black brush + Black shaft for brush ref. 899796
2 10 1817	Black brush + Stainless steel shaft for brush ref. 8991063
2 10 2015	Black brush
2 10 1799	White brush

GUARDIAN / ICONIC / TRUSTEE

REF.	DESIGNATION
2 20 1284	Card for models before 2014
2 20 1713	Card for models from 2014
2 20 1208	Motor

IRONING

REF.	DESIGNATION
2 50 1698	Silver cover for PRESTIGE board
2 50 2139	Black cover for PREMIUM board

ASHTRAY

REF.	DESIGNATION
2 90 0290	Inner container for rectangular totem ref. 899503
2 90 2074	Inner container for 1.5 L/qt wall ashtray ref. 899501
2 90 2075	Inner container for 3 L/qt wall ashtray ref. 899502
2 90 2111	Inner container for tubular totem ref. 899616
2 90 1209	Ashtray key - all models

NEW



**RETROUVEZ
TOUTES
NOS RÉFÉRENCES
*HYGIÈNE***
dans ce catalogue

JVD sas

3 rue des Brèches
44406 REZÉ CEDEX (France)
Tél. 02 40 75 98 20
Fax 02 40 75 01 23
jvd.fr

Sales, France

Tél. 02 40 75 97 80
jvdfrance@jvd.fr

Sales, Export

Tél. 02 40 75 99 76/77
Fax 02 40 75 56 70/76
jvdexport@jvd.fr

After sales service

Tél. 02.40.75.96.30
sav@jvd.fr

JVD Asia

56 Loyang Way #06-04 - Loyang Enterprise Building -
SINGAPORE 508775
Tel. 65-6214 8550
Fax 65-6542 7533
jvd.com.sg
jvdasia@singnet.com.sg

JVD España

c/juan de herrera,14 Elche parque industrial
03203 ELCHE (Alicante) España
Tel. 34 965 677 777
Fax 34 965 663 721
jvd.es

JVD Americas

Conjunto quadrum Acceso No.3 No.16A Int.15A,
Oro. Parque Industrial Benito Juárez.
C.P. 76120 Santiago de Querétaro México
Tel : + 52(442) 161 2595

Your distributor's stamp



THE FRENCH TOUCH